

LM-20 系列

----- 标准封装 AC-DC 模块电源 20W



产品特性

- 宽电压输入范围 85~305VAC (100~430VDC)
- 工作温度 -40°C~+85°C
- 保护功能齐全 (短路保护自恢复等)
- 高效率、高可靠性
- 小体积, 塑壳阻燃封装
- 工业级产品技术设计

应用范围 APPLIED RANGE

无线网络、电信/数据通信、电力系统、工业控制系统、测量仪器仪表、智能化领域等电源系统。适合于需要实现输入范围波动大, 需要电源隔离, 布板空间小等设计, 并实现产品功能模块化, 提高产品可靠性。

产品型号 PRODUCT MODEL

型号 Model	输出电压 Output voltage Vo	输出电流 Output Io	效率 Efficiency (TYP)
LM-20-S5	5V	4000mA	78%
LM-20-S9	9V	2222mA	78%
LM-20-S12	12V	1666mA	83%
LM-20-S15	15V	1333mA	85%
LM-20-S24	24V	833mA	85%

*如有其它规格型号需求, 可直接联系我司。

IF YOU NEED OTHER SPECIFICATIONS AND MODELS, PLEASE CONTACT US DIRECTLY.

输入特性

输入电压范围 Input voltage range	85~305VAC (100~430VDC)	
输入频率 Incoming frequency	47~63Hz	
输入电流 Input currenton	500mA (TYP) @115VAc	300mA (TYP)@ 230VAc
外接保险丝 (推荐值) External fuse (recommended value)	2A/250V 慢断 slow break	

输出特性 OUTPUT CHARACTERISTIC

输出电压稳压精度 Output voltage voltage regulation accuracy	±2%
源效应 Source effect	±0.5% (typ)

负载调整率(10%~100%) Load adjustment ratio (10%~100%)	±1% (typ)
最小负载 Minimum load	10%
输出纹波+噪声(峰-峰值) Output ripple + noise (peak-to-peak)	100mV (typ) (20MHz Bandwidth)
短路保护 Short-circuit protection	可长期短路, 自恢复
输出过压保护 Output overvoltage protection	≥1.1 倍

一般特性 GENERAL CHARACTERISTIC

温度特性 Temperature characteristic	工作温度 working temperature	-40°C~+85°C
	功率降额 Power downgrades	3.75% / °C ,
	存储温度 Storage temperature	-40°C~+90°C
	外壳温度 case temperature	+90°C max
掉电时间 Time of outage		40ms (typ) / at Vin:320Vdc
湿度 Humidity		85%RH (max)
温漂 Warming up		0.02%/°C
开关频率 Switching frequency		65kHz (typ)
隔离电压 Isolation voltage	输入--输出 Input-output	3000Vac/1Min
漏电流 Leakage current		<5mA RMS typ. 230VAC/50Hz
*电磁兼容静电放电*ESD immunity	IEC/EN 61000-4-2 level 3	6kV/8kV
射频辐射抗扰 RF radiation immunity	IEC/EN 61000-4-3	
*电快速瞬变脉冲群*Fast transient pulse group	IEC/EN 61000-4-4 level 3	2 kV
*浪涌*Surge immunity	IEC/EN 61000-4-5 level 3	1kV/2kV
*传导/辐射*Conducted/Radiated emission		EN55022, level A
安全等级 Security classification		CLASS I
外壳等级 Outer shell grade		阻燃塑料 UL94V-0
安装 Mounting method		PCB
MTBF		>200,000h @25°C

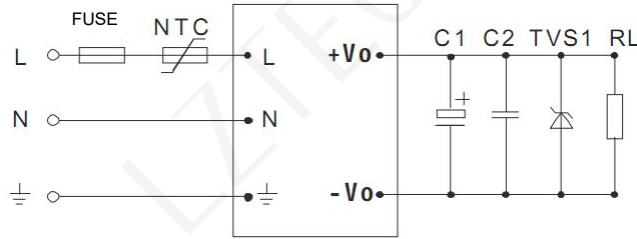
注：1. 标注*测试项目，需增加外围 EMC 推荐电路；

2. 以上所列数据除特别说明外，都是在 TA=25°C, 湿度<75%的条件下测得。

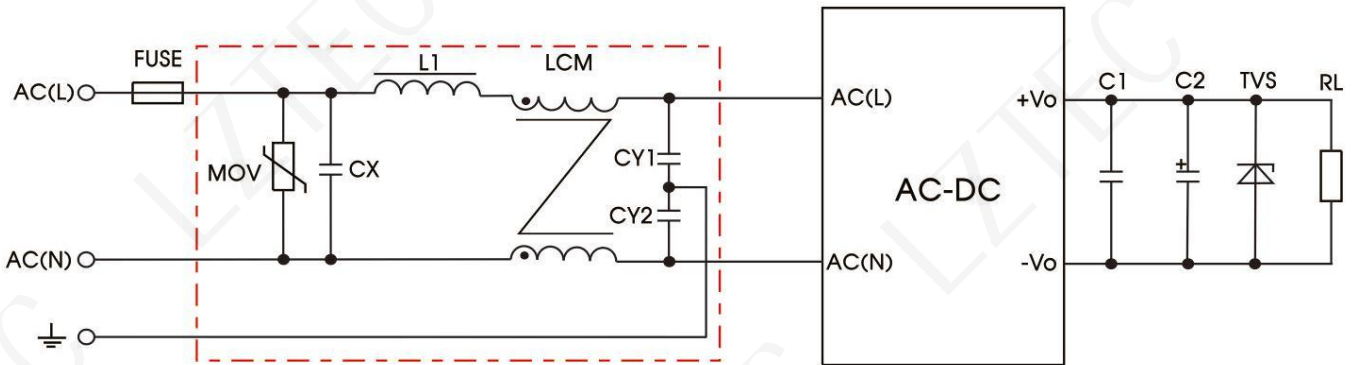
1. Peripheral EMC recommended circuitry must be added for test items marked with .

2. Unless otherwise specified, all data above are measured under conditions of TA=25°C and humidity <75%.

典型应用 TYPICAL APPLICATION

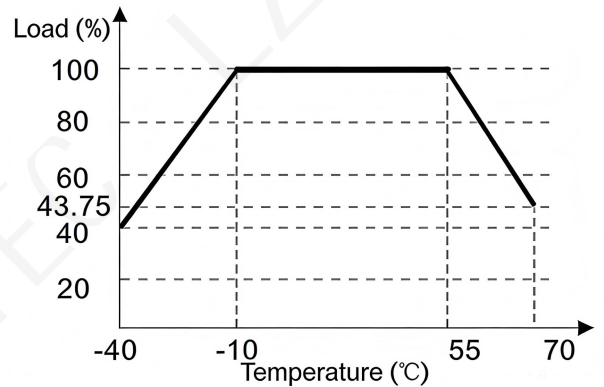
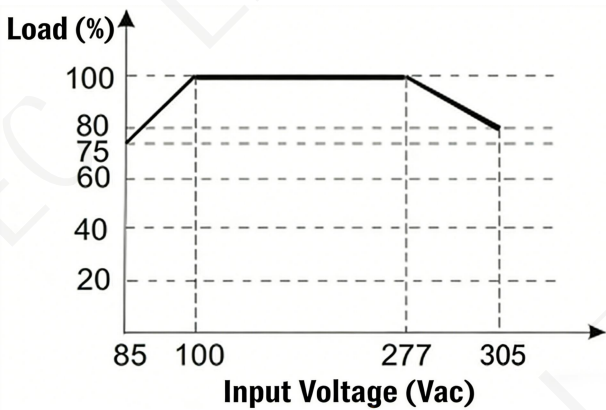


EMC 推荐电路

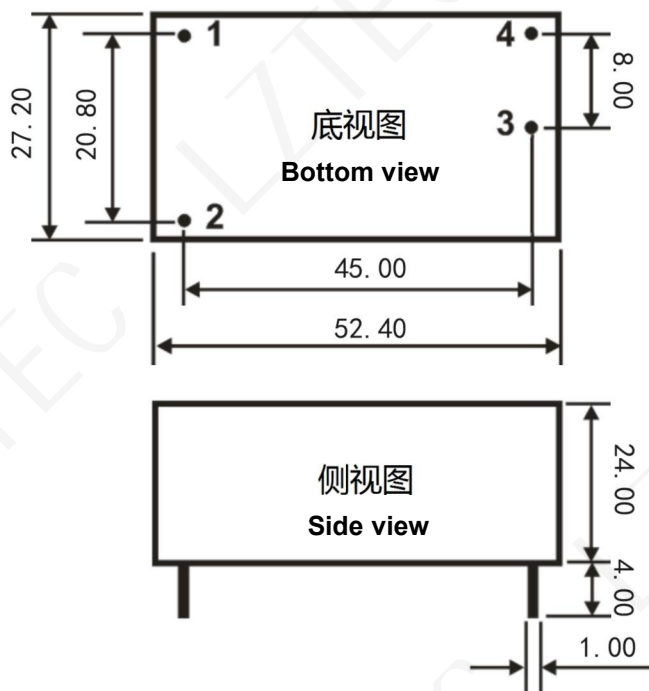


器件 Component	推荐值 Recommended Value
MOV	14D561
CY1、CY2	1000pF/400VAC
CX	0.1uF/275VAC
LCM	>10mH
L1	4.7uH/2A
FUSE	3.15A/300V, 慢断

输入电压与负载关系图 INPUT VOLTAGE VERSUS LOAD DIAGRAM 温度与负载关系图 TEMPERATURE VS. LOAD



外观和尺寸 APPEARANCE AND SIZE



单位 Unit: mm 公差 Tolerance: $\pm 0.25\text{mm}$

引脚 Pin	1	2	3	4
定义 Definition	AC(L)	AC(N)	+Vo	-Vo

Zhuhai Lizhi Technology Co., Ltd

E-Mail: sales@lyztec.com

E-Mail: zena.liu@lyztec.com

WEB: WWW.LYZTEC.COM